



FULLY AUTOMATED **NEW** Beer Cave Door



Large Glass Entry for maximum product visibility and easy access; ADA compliant.

Electronic Eye maintains opening and closing speeds at preset distances.

Interior and Exterior Motion Sensors ensure reliable motion detection.

Advanced Threshold Sensors provide added safety - obstructions are detected and doors remain open until the threshold area is clear.

Microprocessor Controller continually monitors door position.

Anthony Insulated Safety Glass on all fixed windows and sliding doors.

Professional Installation Included

Custom finishes and Automatic Locking System available

TECHNICAL ADVANTAGES



ADVANTAGE





FULLY AUTOMATED Beer Cave Door

All components are fully tested and preassembled at the factory prior to shipping. Preassembled header components mean fast, trouble-free, installation at the job site.

Width: Single-Slide (One Sliding Door)

- 7' \$ 18,269 Installed
- 8' \$ 19,167 Installed
- 9' \$ 20,120 Installed

Bi-Part (Two Sliding Doors)

- 10' \$ 22,363 Installed

- Upcharge for Custom finish including Black \$ 1,564
- Upcharge for Heated Glass \$ 319
- Upcharge for Locks \$ 55

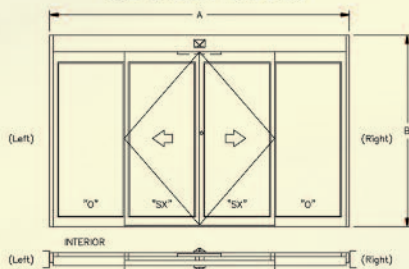
Standard Height — 7' 8" H
6 Week Lead Time

Door packages are custom manufactured to fit your job requirements. For sizes greater or smaller than typical, contact your local ANTHONY Sales Representative.

HEADER SIZE:

- 8 (203mm) high x 6 (152mm) deep
- TYPICAL HEIGHT: 7' 8" (2.3m), clear door opening of 6' 11" (2.1m)
- TYPICAL WIDTH: Single Slide: 7 to 9 (2.1m to 2.7m), clear door opening width of 35 1/2" to 47 1/2" (901mm to 1206mm), Bi Part 10 to 14 (3m to 4.2m), clear door opening width of 48" to 72" (1219mm to 1828mm)
- CONTROLLER: microprocessor based, safety logic, watchdog LED
- SENSORS: 2 for motion (switchable between uni directional and bi directional) and 1 Stan Guard® and doorway holding beam for safety, Stan Vision™ Digital Video Cameras optional. Mats, wallplates, radio control optional.
- POWER REQUIRES: 120 VAC, 5 amps min.
- CODE COMPLIANCE: UL, cUL, ANSI A156.10, UBC, BOCA, ICBO, NFPA 101

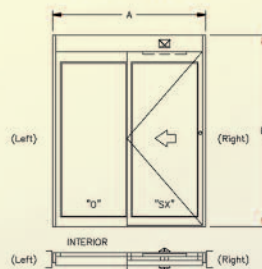
Double Slider ("O", "SX", "SX", "O")



10' to 14' W x 7'-8" H

Note: Manual swing out for emergency purposes only.

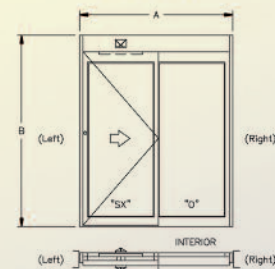
Single Right Hand Slider ("O", "SX")



7' to 9' W x 7'-8" H

Note: Manual swing out for emergency purposes only.

Single Left Hand Slider ("SX", "O")



Inquire for pricing and lead time when custom colors & lock options are required. **INSTALLATION INCLUDED**
*All NT glass packs meet or exceed EISA requirements.



ANTHONY INTERNATIONAL
12391 Montero Ave., Sylmar, CA 91342
800.772.0900 Fax 818.361.9611
www.anthonydoors.com